



## Carleton Park Year 2: Home Learning Schedule

<b>W/C 13<sup>th</sup> July</b>	<b>Monday</b>	<b>Tuesday</b>	<b>Wednesday</b>	<b>Thursday</b>	<b>Friday</b>
<b>Maths</b>	<b>Lesson 1: To be able to read the temperature on a thermometer.</b>	<b>Lesson 2: To estimate and measure in litres.</b>	<b>Lesson 3: To solve word problems that involve litres.</b>	<b>Lesson 4: To compare millilitres and litres using fractions.</b>	<b>Lesson 5: To use millilitres.</b>
<p><i>Suggested timing: 45 mins per lesson</i></p> <p><b>This week we will be focusing on: Measurement</b></p> <p>This week, we will start a new unit based on measurement and will cover temperature, millilitres and litres. Remember to watch the pre-teach video before you begin the week by clicking <a href="#">here</a>.</p>	<p>In this lesson, you will learn about the units of measure used in order to measure temperature and learn how to read the temperature on different thermometers.</p> <p>Click <a href="#">here</a> to access today's lesson.</p>	<p>In this lesson you will be introduced to capacity and volume. You will learn the meaning of each and apply this knowledge when estimating and measuring in litres.</p> <p>Click <a href="#">here</a> to access today's lesson.</p>	<p>In this lesson, you will apply yesterday's knowledge in order to solve word problems based on litres.</p> <p>Click <a href="#">here</a> to access today's lesson. Submit your work on Class Dojo.</p>	<p>In this lesson, you will compare millilitres and litres by converting given amounts including fractions. You will then further this knowledge by solving word problems based on this.</p> <p>Click <a href="#">here</a> to access today's lesson.</p>	<p>In this lesson, you will identify the volume of containers in millilitres (ml). You will then use this knowledge in order to solve three missing number problems.</p> <p>Click <a href="#">here</a> to access today's lesson.</p>
<p><b>Remember to log in to TTRockstars each week to practise your times tables.</b></p>					
<p><b>Remember to share your learning on Class Dojo!</b></p> <p>Take a photo of your work and upload it to the Portfolio section for your teacher to see.</p>					
<b>English</b>	<b>Lesson 1: To retrieve information from a non-chronological text.</b>	<b>Lesson 2: To identify the features of a non-chronological text.</b>	<b>Lesson 3: To identify and use subordinating conjunctions.</b>	<b>Lesson 4: To organise facts under subheadings.</b>	<b>Lesson 5: To write a non-chronological text.</b>
<p><i>Suggested timing: 45 mins per lesson</i></p> <p><b>This week our text type is an: Non-chronological report</b></p> <p>This week, we will have one lesson based on reading and four based on non-chronological reports. By the end of the week, you will write your own. Make sure you watch the pre-teach video at the start of the week! Click <a href="#">here</a>.</p>	<p>In this lesson, you will be reading a non-chronological report about pandas. You will then answer some retrieval questions based on this text.</p> <p>Click <a href="#">here</a> to watch the video explaining your retrieval lesson.</p>	<p>In today's lesson, you will be looking at the key features of a non-chronological text and identifying them.</p> <p>Click <a href="#">here</a> to watch the video explaining the features of a non-chronological report.</p>	<p>In this lesson, you will be learning how to identify and use subordinating conjunctions.</p> <p>Click <a href="#">here</a> to watch a video, which explains how to use subordinating conjunctions.</p>	<p>Today, you will be reading some facts about the Battle of Troy. Then you will be organising these facts under subheadings.</p> <p>Click <a href="#">here</a> to watch a video to read the facts about the Battle of Troy.</p>	<p>In today's lesson, you will be writing a non-chronological text about the Battle of Troy. Use the facts from yesterday and what you know about non-chronological reports.</p> <p>Click <a href="#">here</a> to watch a video to recap the Battle of Troy facts.</p>
<p><b>This week's spellings are: after – fast – last – past – father – class – grass – pass – plant – bath</b></p>					
<p><b>Having any problems with the tasks?</b></p> <p>Feel free to pop any questions or issues onto our class Padlet <a href="#">here</a>!</p>					
<p><b>Every afternoon, Monday to Friday, at 2pm click <a href="#">here</a> to take part in a live discussion on Microsoft Teams about the day's learning alongside your classmates and teacher.</b></p>					



## English – Spellings

Remember to ... **Look, cover, say, write and then check!**

	Monday	Tuesday	Wednesday	Thursday	Friday
after					
fast					
last					
past					
father					
class					
grass					
pass					
plant					
bath					

Use the words in the first column to trace over the letters and practise your handwriting joins.

Practise your spellings every day in the table above.



## English - Very Important Points (VIPs)



Below are some important pieces of information that you might need to help you through this week's English lessons.

### What is a subordinating conjunction?

A subordinating conjunction is a word that joins two clauses together.

<u>Main Clause</u>	<u>Subordinate Clause</u>
This clause makes sense on its own.	This clause does not make sense on its own.

Example: **I will put on my coat because it is cold.**

### The four main subordinating conjunctions are:

when

if

that

because

#### Features of a non-chronological report





## English – Lesson 1

### Non-chronological report

#### Pandas

Pandas are bears native to south central China. They are known for the large, black patches that they have around their eyes.

#### What do pandas look like?

There are two different types of pandas. The giant panda is the most well-known. Giant pandas are very big and have black and white fur. They have round bodies and have black patches around their eyes, over their ears and across their bodies. Red pandas have long tails and are roughly the same size as cats. Both types of pandas have long, sharp claws that they use to climb trees and strip bamboo.



A giant panda

#### What do pandas eat?

Pandas are quite fussy eaters! They normally eat bamboo, which is a type of grass. Most giant pandas will eat the equivalent of almost half their weight in bamboo every single day.



A panda eating bamboo

#### What do pandas do?

Pandas spend lots of time eating and sleeping. They are not very active animals. Young pandas are very playful and enjoy playing with each other. They can be quite cheeky!

#### *Did you know?*

*Pandas are vulnerable to extinction. This means we need to look after them so that they do not become extinct. There are about 2000 pandas living in the wild.*



## English – Lesson 1 – Challenge

1) What are the two different types of panda?

Write

---

Correction

---

2) What do pandas use their claws for? Write down two reasons.

Write

---

Correction

---

3) What do pandas eat?

Write

---





Correction

---

**Remember to answer the questions in full sentences, using full stops and capital letters.**

**Use these key skills to support you when answering retrieval style questions in today's lesson.**

 **Retrieval: The Reporter**

1. **Read** the question 
2. **Find** the information in the text 
3. **Record** the information 
4. **Check** your answer 

4) What do pandas do for most of the day? Name two things.

Write

---

Correction

---

5) Roughly how many pandas are alive in the wild?

Write

---

Correction

---



## English – Lesson 1- Answers

1) What are the two different types of panda?

Write

The two types of pandas are giant pandas and red pandas.

3) What do pandas eat?

Write

Pandas eat bamboo which is a type of grass.

2) What do pandas use their claws for? Write down two reasons.

Write

Pandas use their claws to climb trees and strip bamboo.

4) What do pandas do for most of the day? Name two things.

Write

For most of the day, pandas eat and sleep.

5) Roughly how many pandas are alive in the wild?

Write

Roughly, 2000 pandas are alive in the wild.



## English – Lesson 2

### Non-chronological report

#### Pandas

Pandas are bears native to south central China. They are known for the large, black patches that they have around their eyes.

#### What do pandas look like?

There are two different types of pandas. The giant panda is the most well-known. Giant pandas are very big and have black and white fur. They have round bodies and have black patches around their eyes, over their ears and across their bodies. Red pandas have long tails and are roughly the same size as cats. Both types of pandas have long, sharp claws that they use to climb trees and strip bamboo.



A giant panda

#### What do pandas eat?

Pandas are quite fussy eaters! They normally eat bamboo, which is a type of grass. Most giant pandas will eat the equivalent of almost half their weight in bamboo every single day.



A panda eating bamboo

#### What do pandas do?

Pandas spend lots of time eating and sleeping. They are not very active animals. Young pandas are very playful and enjoy playing with each other. They can be quite cheeky!

#### *Did you know?*

*Pandas are vulnerable to extinction. This means we need to look after them so that they do not become extinct. There are about 2000 pandas living in the wild*





## English – Lesson 2 – Challenge

Read the non-chronological report about pandas and identify the key features of a non-chronological report. Use the following key to highlight the key features if you have these colours – or alternatively, make up your own key:

1. Heading:

2. Introduction

3. Subheadings

4. Images

5. Captions

6. Specific vocabulary

7. Facts

### Features of a non-chronological report

Heading



Introduction



Subheadings



Images



Captions



Specific vocabulary



Facts







## English – Lesson 2 – Answers

### Pandas

Pandas are bears, native to south central China. They are known for the large, black patches that they have around their eyes.

### What do pandas look like?

There are two different types of pandas. The giant panda is the most well-known. Giant pandas are very big and have black and white fur.



A giant panda

They have round bodies and have black patches around their eyes, over their ears and across their bodies. Red pandas have long tails and are roughly the same size as cats. Both types of pandas have long, sharp claws that they use to climb trees and strip bamboo.

### What do pandas eat?

Pandas are quite fussy eaters! They normally eat bamboo, which is a type of grass. Most giant pandas will eat the equivalent of almost half their weight in bamboo every single day.



A panda eating bamboo

### What do pandas do?

Pandas spend lots of time eating and sleeping. They are not very active animals. Young pandas are very playful and enjoy playing with each other. They can be quite cheeky!

### Did you know?

Pandas are vulnerable to extinction. This means we need to look after them so that they do not become extinct. There are about 2000 pandas living in the wild.



## English – Lesson 3 – Challenge

Read the following sentences.

Can you find the subordinating conjunction?

Underline or write down the subordinating conjunction.



1. Sally wakes up when her alarm goes off.



2. Maria eats a banana because she likes fruit.

3. We will play outside if it is not raining.

4. Aliya wore the dress that her Mum bought for her.

### Practise

Read the following sentences.

Choose an appropriate subordinating conjunction.

Make up your own subordinate clause.

We will go to the park **when**

We will go to the park **if**

We will go to the park **that**

We will go to the park **because**



## English – Lesson 3 – Answers

1. Sally wakes up when her alarm goes off.
2. Maria eats a banana because she likes fruit.
3. We will play outside if it is not raining.
4. Aliya wore the dress that her Mum bought for her.

These are to be used as example answers:

1. We will go to the park when it is 2 o'clock.
2. We will go to the park if the weather is nice.
3. We will go to the park that is around the corner.
4. We will go to the park because we need some fresh air.



## English – Lesson 4

Read the sentences below and organise them under the correct subheading in the table below.

*Menelaus was the husband of Helen of Troy and son of Atreus and Aerope.*

*Achilles was killed by an arrow that was shot into his foot by the Trojan prince, Paris.*

*Paris captured Helen and took her to Troy.*

*Hector was a Trojan prince and the leader of the Trojans.*

*Menelaus was angry and called the Greeks to save Helen.*

*Odysseus came up with a plan to trick the Trojans.*

*The Greeks hid inside the horse and once inside, captured the city.*

*The Greeks built a wooden horse and pretended that it was a gift for the Trojans.*

*The battle lasted for 10 years.*



English – Lesson 4 – Challenge

# The Battle of Troy

Using the sentences above, write them underneath the correct subheading in this table.



Who were the key warriors?	Why did the battle start?	Why did the battle end?



## English - Lesson 4 - Answers

<b>Who were the key warriors?</b>	<b>Why did the battle start?</b>	<b>Why did the battle end?</b>
<p><i>Menelaus was the husband of Helen of Troy and son of Atreus and Aerope.</i></p> <p><i>Hector was a Trojan prince and the leader of the Trojans.</i></p> <p><i>Achilles was killed by an arrow that was shot into his foot by the Trojan prince, Paris.</i></p>	<p><i>Paris captured Helen and took her to Troy.</i></p> <p><i>Menelaus was angry and called the Greeks to save Helen.</i></p> <p><i>The battle lasted for 10 years.</i></p>	<p><i>Odysseus came up with a plan to trick the Trojans.</i></p> <p><i>The Greeks built a wooden horse and pretended that it was a gift for the Trojans.</i></p> <p><i>The Greeks hid inside the horse and once inside, captured the city.</i></p>






## English – Lesson 5

Remember everything you have learned this week and apply it in this piece of writing. Below, you are going to create your own non-chronological report about The Battle of Troy. Use all of the information on this page as a reminder of what to include.

Don't forget to do a spelling test too. 😊

### Star Words



### Features of a non-chronological report



Who were the key warriors?	Why did the battle start?	Why did the battle end?
<p><i>Menelaus was the husband of Helen of Troy and son of Atreus and Aerope.</i></p> <p><i>Hector was a Trojan prince and the leader of the Trojans.</i></p> <p><i>Achilles was killed by an arrow that was shot into his foot by the Trojan prince, Paris.</i></p>	<p><i>Paris captured Helen and took her to Troy.</i></p> <p><i>Menelaus was angry and called the Greeks to save Helen.</i></p> <p><i>The battle lasted for 10 years.</i></p>	<p><i>Odysseus came up with a plan to trick the Trojans.</i></p> <p><i>The Greeks built a wooden horse and pretended that it was a gift for the Trojans.</i></p> <p><i>The Greeks hid inside the horse and once inside, captured the city.</i></p>







## Maths – Very Important Points (VIPs)

Below are some important pieces of information that you might need to help you through this week's Maths lessons.



- Temperature can be measured in Fahrenheit or degrees Celsius.
- The **capacity** of a container tells us the amount it can hold **altogether**.
- The **volume** of a container tells us the amount of liquid, or other substance, that **is in the container**.
- Different sized containers can each have a different capacity.
- Some containers can be shaped differently but have the same capacity.
- Amounts can be compared using  $<$  (less than),  $>$  (more than) and  $=$  (equal to).
- There are 1000ml (millilitres) in 1l (litre).
- In order to double an amount, multiply it by 2.

Key Vocabulary:

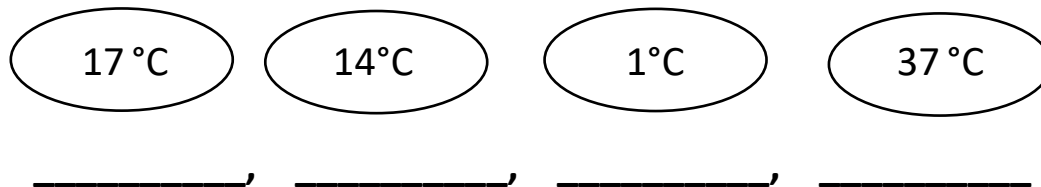
**temperature, unit of measure, degrees Celsius, estimate, measure, volume, capacity, more than, less than, litre, millilitre.**



## Maths – Lesson 1

Complete the questions below. Use bar models or a number line to support you if needed.

Order these temperatures from coolest to warmest.



The temperature in London is  $22^{\circ}\text{C}$  on Monday. It is  $4^{\circ}\text{C}$  warmer in Rome.

What is the temperature in Rome on Monday?

  $^{\circ}\text{C}$ 

The temperature in Glasgow is  $15^{\circ}\text{C}$  on Saturday. It is  $3^{\circ}\text{C}$  cooler on Sunday.

What is the temperature in Glasgow on Sunday?

  $^{\circ}\text{C}$ 

Mia has a temperature of  $39^{\circ}\text{C}$ . This is  $2^{\circ}\text{C}$  higher than it should be.

What should Mia's temperature be?

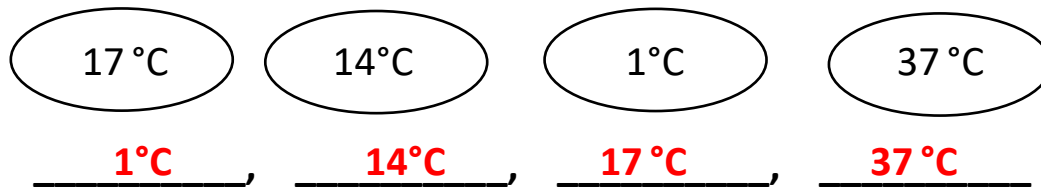
  $^{\circ}\text{C}$



## Maths – Lesson 1 - Answers

Complete the questions below. Use bar models or a number line to support you if needed.

Order these temperatures from coolest to warmest.



The temperature in London is 22°C on Monday. It is 4°C warmer in Rome.

What is the temperature in Rome on Monday?

**26°C**

The temperature in Glasgow is 15°C on Saturday. It is 3°C cooler on Sunday.

What is the temperature in Glasgow on Sunday?

**12°C**

Mia has a temperature of 39°C. This is 2°C higher than it should be.

What should Mia's temperature be?

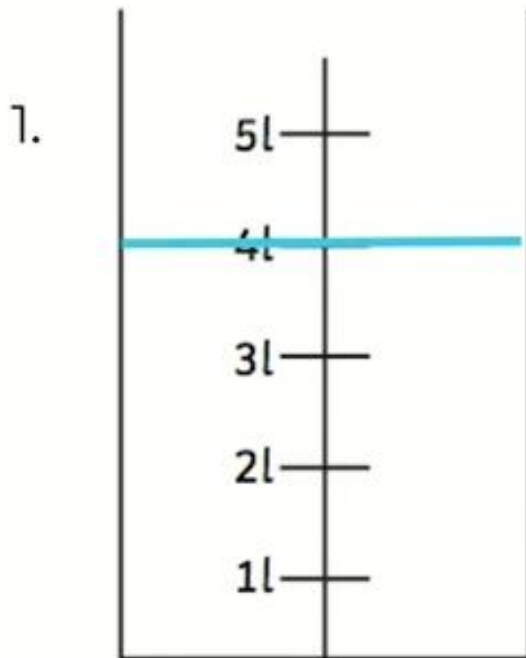
**37°C**



## Maths – Lesson 2

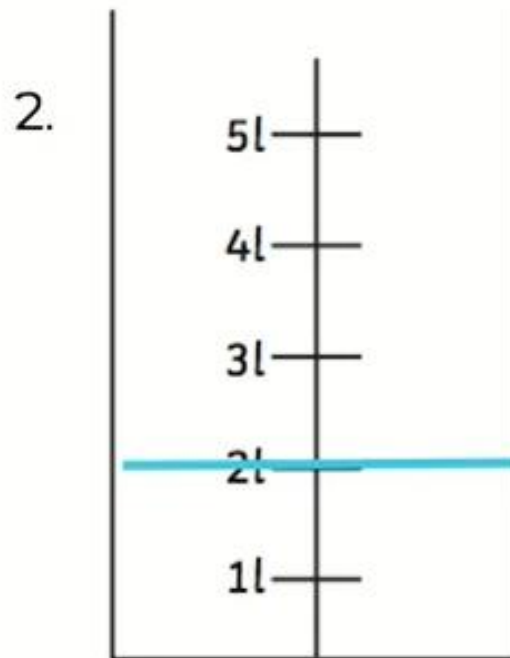
Measure the volume of the containers by reading the scales.

Extra Challenge: How much more would you need in order to get to the top value of the scale?



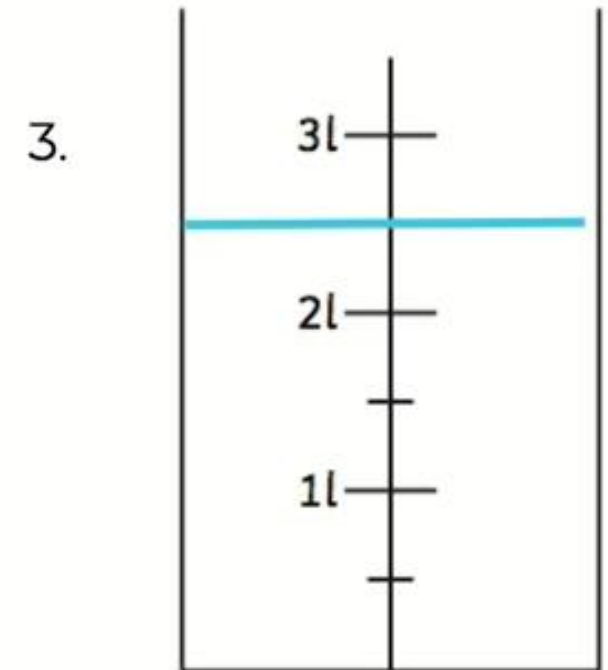
The volume of the container is \_\_\_\_\_.

To get to the top of the scale you would need \_\_\_\_\_ more.



The volume of the container is \_\_\_\_\_.

To get to the top of the scale you would need \_\_\_\_\_ more.



The volume of the container is \_\_\_\_\_.

To get to the top of the scale you would need \_\_\_\_\_ more.



## Maths – Lesson 2 Challenge

Find different containers which have a capacity of: more than one litre, one litre, less than one litre. Record your answers!

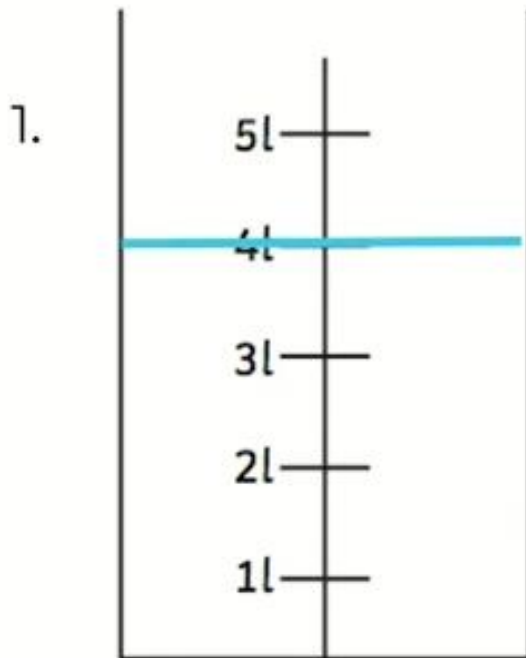
Container	The capacity is:		
	$> 1\text{l}$	$1\text{l}$	$< 1\text{l}$



## Maths – Lesson 2 - Answers

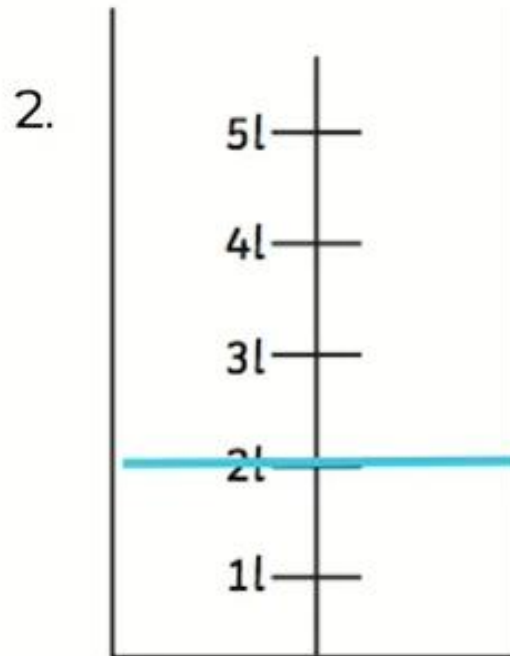
Measure the volume of the containers by reading the scales.

Extra Challenge: How much would you need in order to get to the top value of the scale?



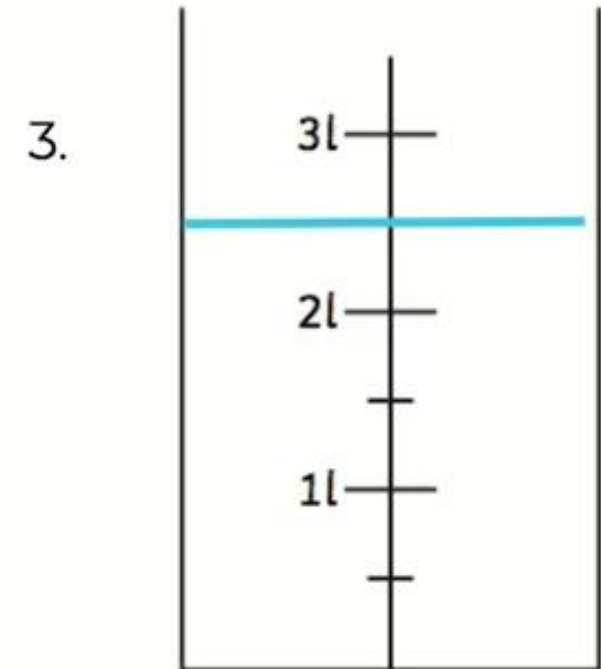
The volume of the container is **4l**.

To get to the top of the scale you would need **1l** more.



The volume of the container is **2l**.

To get to the top of the scale you would need **3l** more.



The volume of the container is  **$2\frac{1}{2}l$  or 2.5l**.

To get to the top of the scale you would need  **$\frac{1}{2}l$  or 0.5l** more.





## Maths – Lesson 2 Challenge - Example Answers

Find different containers which have a capacity of: more than one litre, one litre, less than one litre. Record your answers!

Container	The capacity is:		
	> 1l	1l	< 1l
Orange Cordial		✓	
Can of Diet Coke			✓
Bucket	✓		
Saucepan	✓		
Water Bottle			✓



## Maths – Lesson 3

Complete the questions below. Use a bar model to support you if needed.



My bottle is narrow and tall.

Struan

1L

My bottle is short and wide.

Nina

1L

My bottle is wide and tall.

Paul

2L

Who has the bottle with the most water?

How much water do Struan and Paul have altogether?

Sally drank 2 L of milk on Monday, used 3 L of milk when baking on Tuesday and spilt 1 L of milk on Wednesday.

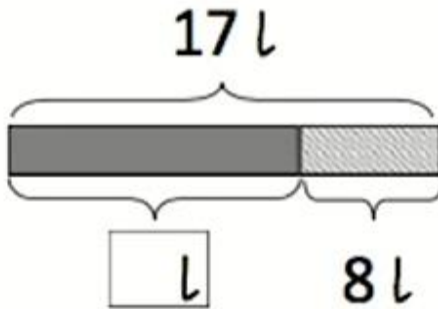
How many litres of milk did Sally use altogether?

3L 2L 1L

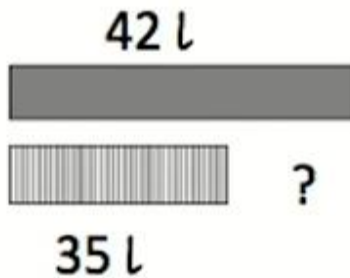


## Maths – Lesson 3 continued

Wilmer and his brother had 17 l of water. They used 8 l of the water to water the plants. How much water do they have left?



Tess had 35 l of orange juice in her shop. Jack had 42 l in his shop. How much more orange juice did Jack have than Tess?





## Maths – Lesson 3 - Answers

My bottle is narrow and tall.

Struan

1L

My bottle is short and wide.

Nina

1L

My bottle is wide and tall.

Paul

2L

Who has the bottle with the most water?

Paul

How much water do Struan and Paul have altogether?

3 L

Sally drank 2 L of milk on Monday, used 3 L of milk when baking on Tuesday and spilt 1 L of milk on Wednesday.

How many litres of milk did Sally use altogether?

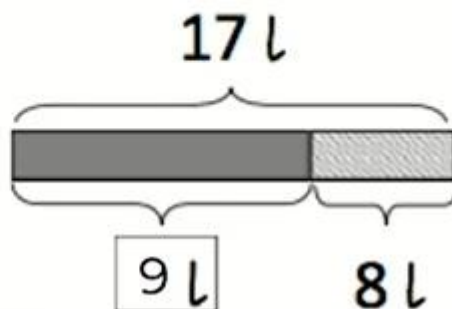
6 L

3 L 2 L 1 L

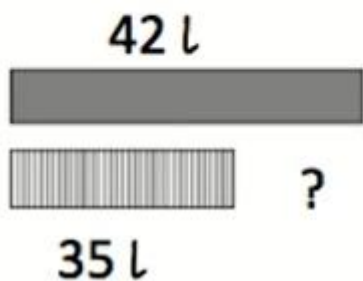


### Maths – Lesson 3 - Answers

Wilmer and his brother had 17 l of water. They used 8 l of the water to water the plants. How much water do they have left?



Tess had 35 l of orange juice in her shop. Jack had 42 l in his shop. How much more orange juice did Jack have than Tess?



7 l



## Maths – Lesson 4

Convert the following measurements:

$$3\text{ l} = \boxed{\phantom{000}} \text{ ml}$$

$$4000\text{ ml} = \boxed{\phantom{000}} \text{ l}$$

$$\frac{1}{2} \text{ l} = \boxed{\phantom{000}} \text{ ml}$$

$$2500\text{ ml} = \boxed{\phantom{00}} \text{ l} \quad \boxed{\phantom{000}} \text{ ml}$$

$$1 \frac{1}{2} \text{ l} = \boxed{\phantom{000}} \text{ ml}$$

$$6000\text{ ml} = \boxed{\phantom{000}} \text{ l}$$

David drank 7 l of water in one week.

Peter drank double this amount.

How much water did Peter drink?

 l

An adult was told to take 20 ml of medicine each day. A child was told to take half this amount each day.

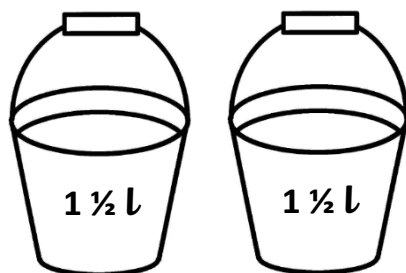
How much medicine should the child take **each day**?

 ml

How much medicine will a child take in **one week**?

 ml

One bucket of water holds  $1 \frac{1}{2}$  litres of water.



How much water will two buckets hold?

 l



## Maths – Lesson 4 - Answers

Convert the following measurements:

$$3\text{ l} = \boxed{3000\text{ ml}}$$

$$4000\text{ ml} = \boxed{4\text{ l}}$$

$$\frac{1}{2}\text{ l} = \boxed{500\text{ ml}}$$

$$2500\text{ ml} = \boxed{2\text{ l } 500\text{ ml}}$$

$$1\frac{1}{2}\text{ l} = \boxed{1500\text{ ml}}$$

$$6000\text{ ml} = \boxed{6\text{ l}}$$

David drank 7 l of water in one week.

Peter drank double this amount.

How much water did Peter drink?

$$\boxed{14\text{ l}}$$

An adult was told to take 20 ml of medicine each day. A child was told to take half this amount each day.

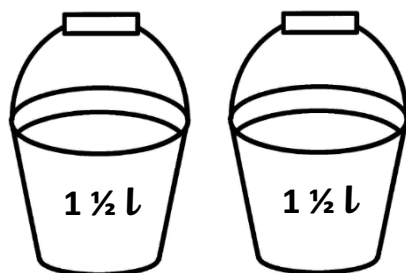
How much medicine should the child take **each day**?

$$\boxed{10\text{ ml}}$$

How much medicine will a child take in **one week**?

$$\boxed{70\text{ ml}}$$

One bucket of water holds  $1\frac{1}{2}$  litres of water.



How much water will two buckets hold?


$$\boxed{3\text{ l}}$$






## Maths – Lesson 5


Write down the volume of these containers with the correct unit.




The volume of the container is \_\_\_\_\_.



The volume of the container is \_\_\_\_\_.



The volume of the container is \_\_\_\_\_.



The volume of the container is \_\_\_\_\_.



## Maths – Lesson 5 continued



500 ml



150 ml



1000 ml

Use bar models to help you - Don't forget the unit!


1. The bucket of water holds \_\_\_\_\_ more than the water bottle.
2. The capacity of the orange juice carton is \_\_\_\_\_.
3. The water bottle holds \_\_\_\_\_ more than the orange juice.

**Challenge:** Find some objects in your house with capacity. Can you order them from smallest to biggest capacity?




## Maths – Lesson 5 - Answers


Write down the volume of these containers with the correct unit.




The volume of the container is **650ml**.



The volume of the container is **900ml**.



The volume of the container is **50ml**.



The volume of the container is **950ml**.



## Maths – Lesson 5 – Answers continued



500 ml



150 ml



1000 ml

1. The bucket of water holds 500 ml more than the water bottle.
2. The capacity of the orange juice carton is 150 ml.
3. The water bottle holds 350 ml more than the orange juice.