












Carleton Park Year 4: Home Learning Schedule

W/C 22nd June	Monday	Tuesday	Wednesday	Thursday	Friday
W/C 22nd June	Monday	Tuesday	Wednesday	Thursday	Friday
<p style="text-align: center;">Maths</p> <p><i>Suggested timing: 45 mins per lesson</i></p> <p style="text-align: center;">This week we will be focussing upon: Addition & Subtraction</p> <p>We have produced a 'pre-teach' video to introduce this week's learning in maths. We recommend watching the video before commencing Lesson 1. Please click here to view this.</p>	<p>Lesson 1: Addition</p> <p>Learn how to add 3 and 4 digit numbers. Click here.</p> <p><i>You will find one video, two slideshows and a set of questions to complete.</i></p> <div style="text-align: center;"></div>	<p>Lesson 2: Subtraction</p> <p>Learn how to subtract 3 and 4 digit numbers. Click here.</p> <p><i>You will find one learning video, two slideshows and a set of questions to complete.</i></p> <div style="text-align: center;"></div>	<p>Lesson 3: Efficient adding and subtraction methods</p> <p>Learn how to select the correct method to help you to quickly add and subtract. Click here.</p> <p><i>You will find two videos, two interactive activities and a set of questions to complete.</i></p>	<p>Lesson 4: Addition and subtraction problems</p> <p>Learn how to complete word problems using the RUCSAC method. Click here.</p> <p><i>You will find two videos and a set of questions to complete.</i></p> <div style="text-align: center;"></div>	<p>Lesson 5: Consolidation</p> <p>Apply your learning from across the previous sessions by undertaking the weekly Maths challenges! Click here.</p> <p><i>These are designed to test your problem solving skills. See how many you and your family can do together!</i></p>
<div style="display: flex; justify-content: space-between;"></div> <p style="text-align: center;">Remember to share your learning on Class Dojo!</p> <p style="text-align: center;"><i>Take a photo of your work and upload it to the Portfolio section for your teacher to see.</i></p> <div style="display: flex; justify-content: space-between;"></div>					
<p style="text-align: center;">English</p> <p><i>Suggested timing: 45 mins per lesson</i></p> <p style="text-align: center;">This week our text type is a: Narrative</p> <p>We have produced a 'pre-teach' video to introduce this week's learning in English. We recommend watching the video before commencing Lesson 1. Please click here to view this.</p>	<p>Lesson 1: Reading Comprehension. Description - Fact Retrieval.</p> <p>Learn how to find and retrieve key words and phrases. Click here.</p> <p><i>You will find a quiz, a video and a task to complete.</i></p>	<p>Lesson 2: Reading Comprehension Description – Inference.</p> <p>Learn how to form an opinion by reading between the lines. Click here.</p> <p><i>You will find a quiz, a video and a task to complete.</i></p>	<p>Lesson 3: Writing Description - Identify features of a character description.</p> <p>Learn about the key features found in a character description and identify them. Click here.</p> <p><i>You will find a quiz, a video and a task to complete.</i></p> <div style="text-align: center;"></div>	<p>Lesson 4: Writing Description: Conjunctions.</p> <p>Learn how to add detail and extend sentences using conjunctions to create subordinate clauses. Click here.</p> <p><i>You will find a quiz, a video and a task to complete.</i></p>	<p>Lesson 5: Writing Description: To write a character description.</p> <p>Learn how to use a range of subordinate clauses and exciting vocabulary when creating a character description. Click here.</p> <p><i>You will find a quiz, a video and a task to complete.</i></p> <div style="text-align: center;"></div>
<p>This week's spellings are: invention, discussion, hesitation, permission, musician and magician</p>					
<div style="display: flex; justify-content: space-between;"></div> <p style="text-align: center;">Having any problems with the tasks?</p> <p style="text-align: center;"><i>Feel free to pop any questions or issues onto our class Padlet here!</i></p> <div style="display: flex; justify-content: space-between;"></div>					
<p style="color: red; font-weight: bold;">Starting on the 22nd June - every afternoon, Monday to Friday, at 2pm click here to take part in a live discussion on Microsoft Teams about the day's learning alongside your classmates and teacher.</p>					



Maths – Lesson 1



$$\begin{array}{r} 1 \quad 5391 \\ + 8468 \\ \hline \end{array}$$

$$\begin{array}{r} 2 \quad 5409 \\ + 4370 \\ \hline \end{array}$$

$$\begin{array}{r} 3 \quad 2923 \\ + 4477 \\ \hline \end{array}$$

$$\begin{array}{r} 4 \quad 8617 \\ + 9580 \\ \hline \end{array}$$

$$\begin{array}{r} 5 \quad 3204 \\ + 3184 \\ \hline \end{array}$$

$$\begin{array}{r} 6 \quad 3114 \\ + 4873 \\ \hline \end{array}$$

$$\begin{array}{r} 7 \quad 2350 \\ + 4328 \\ \hline \end{array}$$

$$\begin{array}{r} 8 \quad 5338 \\ + 4770 \\ \hline \end{array}$$

$$\begin{array}{r} 9 \quad 4659 \\ + 5691 \\ \hline \end{array}$$

$$\begin{array}{r} 10 \quad 5440 \\ + 7368 \\ \hline \end{array}$$

$$\begin{array}{r} 11 \quad 6404 \\ + 3144 \\ \hline \end{array}$$

$$\begin{array}{r} 12 \quad 9017 \\ + 1146 \\ \hline \end{array}$$

$$\begin{array}{r} 13 \quad 3252 \\ + 6627 \\ \hline \end{array}$$

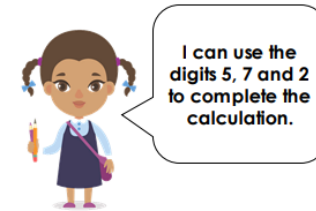
$$\begin{array}{r} 14 \quad 3714 \\ + 5015 \\ \hline \end{array}$$

$$\begin{array}{r} 15 \quad 3005 \\ + 3757 \\ \hline \end{array}$$

$$\begin{array}{r} 16 \quad 1977 \\ + 2722 \\ \hline \end{array}$$

Challenge

6. Sasha is trying to complete the calculation below.



I can use the digits 5, 7 and 2 to complete the calculation.

		2	3	7
+	2		1	
	9	7	4	8

Is Sasha correct? Prove it.



Maths – Lesson 2



1) Use place value counters or the column method to calculate:

a) $5142 - 4085$

b) $9756 - 5873$

c) $8291 - 6534$

d) $7352 - 4867$

e) $5063 - 3258$

2) Which symbol should go in each box: > or < or =?

a) $2371 - 1938 = \square$ $1287 - 1038 = \square$

b) $5738 - 3474 = \square$ $6246 - 3982 = \square$

c) $6084 - 2969 = \square$ $7114 - 3998 = \square$

3) Agent OOR9 breaks 4573 secret codes each week.
744 are in German. 453 are in French. The rest are in English.

How many English codes are broken each week?



1) Agent OOR9 is trying to solve a case by cracking some codes. He has completed these calculations.

	8	2	3	4
-	4	5	8	9
	4	3	5	5

	5	6	8	1
-	3	7	2	5
	1	9	5	6

	6	8	2	4
-	6	2	5	8
	5	6	6	

	7	2	3	6
-	5	4	5	7
	2	2	2	1



a) Check each calculation. Are they all correct? Where Agent OOR9 has made a mistake, write out the calculation correctly.

b) Can you explain what mistake he has made?

c) How would you explain to Agent OOR9 how to exchange when subtracting?

Agent OOR9 says,

"You can only exchange once in a subtraction calculation."

Do you agree? Explain your answer.






Maths – Lesson 3

1 Ellie's score is 7,646.

How would each damage star change Ellie's score?



Th	H	T	O
●●●●●●●●	●●●●●●●●	●●●●●●	●●●●●●●●

a) $7,646 - 4 = \square$

Th	H	T	O
●●●●●●●●	●●●●●●●●	●●●●●●	●●●●●●●●

b) $7,646 - \square = \square$

Th	H	T	O
●●●●●●●●	●●●●●●●●	●●●●●●	●●●●●●●●

c) $7,646 - 400 = \square$

Th	H	T	O

d) $7,646 - 4,000 = \square$

2 Lewis has scored 8,888. Show how his score would change each time.

a) $8,888 - 500 = \square$

c) $\square = 8,888 - 5,000$

b) $8,888 - \square = 8,883$

d) $8,838 = 8,888 - \square$

3 a) Max has scored 3,869 points.

He hits a +5,000 bonus bubble, then a -2,000 damage star.

What will his score be now?



I wonder what happens if I do this calculation in a different order.

I might combine the bonus and the damage first, to work out the effect.



b) Jamilla has 4,545 points.

She hits a damage star, then a bonus bubble. Now she has 4,555 points.

What star and bubble could she have hit? Find five possible answers.



Maths – Lesson 4



Cut the cards out along the dashed line. Match the question card with the corresponding answer.

Visitor Numbers to the Ferris Wheel:

Day	Number of visitors
Monday	435
Tuesday	674
Wednesday	232

What was the total amount of visitors to the Ferris Wheel?

The amazing 'Adventure' show lasts 34 minutes.
I can only watch 18 minutes of the show before
I have to leave to go back to the coach.

How much of the show am I missing?

6394 people visited the dodgems this month.
This was 1443 more than last month.

How many people visited the dodgems last month?

The 'Super Drago' roller coaster ride lasts 175 seconds.
The 'Magnificent Minotaur' roller coaster ride lasts
395 seconds.

How many more seconds longer is the ride on the
Magnificent Minotaur' than the 'Super Drago'?

The log flume holds 2453 litres of water.
Unfortunately, the ride had to close due to a leak.
So far, it has leaked 646 litres of water.

How many litres of water are still left on the ride?

My sister and I have been collecting ride tokens.
I'm trying to collect as many ride tokens as my sister.
My sister has 83 tokens, I have 57.

How many more ride tokens would I need to collect until
I have as many as my sister has now?



Maths – Lesson 5

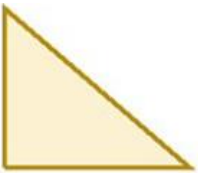
Challenge 1

This is half of Lee's strawberries.



How many strawberries does Lee have?

This is half of Lee's shape.



What could the whole shape look like?

Challenge 2

Tim buys a lolly and a chew.



The lolly costs 12p more than the chew.


The total cost of the two items is 82p.

How much does the lolly cost?

Challenge 3

Stickers come in packs of 5.

Max buys 12 packs.



He gives his three friends some stickers.

They each receive the same number.

He has 27 stickers left.

How many stickers did Max give each of his friends?

Challenge 4

Here are 3 containers.



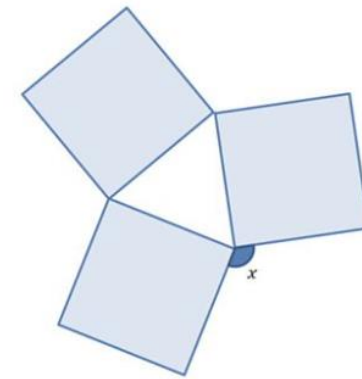
- The jug can hold **1500 ml**.
- The bucket can hold **2 litres**.
- The barrel can hold **15 litres**.

Anisa wants to fill the barrel with water.

Find 2 ways that Anisa can fill the barrel using the jug and bucket.

Challenge 5

Three identical squares are arranged to make this pattern.



What is the size of the angle marked x ?



English – Lesson 1

1. Where does the Dreaming Chupacabra live?

2. According to the text, why do these creatures prefer to sleep during the day?

3. How tall is the Dreaming Chupacabra?

4. Using information from the text, tick one box in each row to show whether each statement is true or false.

The Dreaming Chupacabra:	True	False
Never ventures up trees		
Can't dig burrows		
Prefer to live on their own		
Is a vegetarian		

5. Complete the table to include two facts about the Dreaming Chupacabra's appearance and personality.

Appearance	Personality
1.	1.
2.	2.

Spellings

These are the words that you are trying to learn this week:

invention
discussion
hesitation
permission
musician
magician





English – Lesson 2

1. What evidence in the text suggests that the Dreaming Chupacabra doesn't like to be seen?

2. Why do you think people might find the Dreaming Chupacabra scary to look at? Give evidence from the text to support your answer.

3. How do you know a Dreaming Chupacabra is quite athletic?

4. Preferring to live in groups, they carry each other if they get tired and protect their young inside a small pouch. This suggests that...

- a) They are lazy.
- b) They are caring.
- c) They are lonely

5. What impressions do you get of the Dreaming Chupacabra? Give two impressions, supporting your answer with evidence from the text.

Spellings

These are the words that you are trying to learn this week:

invention

discussion

hesitation

permission

musician

magician





English – Lesson 3



1. **Find and copy** two examples of expanded noun phrases in the second paragraph.

1. _____

2. _____

2. **Identify** an example of each of the following types of figurative language:

a) Similes _____

b) Metaphor _____

c) Alliteration _____

3. **Find and copy** an example of parenthesis within the text.

4. Read the following sentences and **identify** the **fronted adverbials**.

Upon its head, wisps of matted hair grow in sporadic clumps which look like tufts of grass and reveal patches of pale peeling skin.

Lurking upon the misty moors, obscured by tooth-shaped boulders, lives the Dreaming Chupacabra.

Spellings

These are the words that you are trying to learn this week:

invention

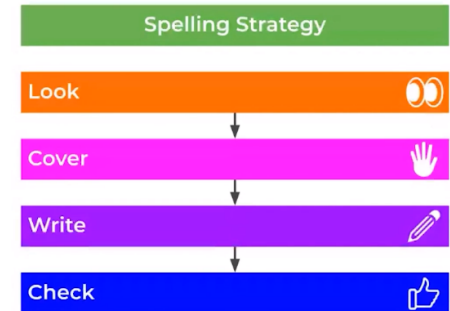
discussion

hesitation

permission

musician

magician


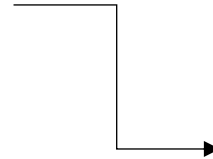




5. Read the sentence and identify whether the conjunction used is coordinating or subordinating.

Sentence	Coordinating conjunction	Subordinating conjunction
Because they are afraid of heights, they will never venture up into the trees.		
They carry each other if they get tired and protect their young inside a small pouch.		

6. Draw a picture of what you imagine the Dreaming Chupacabra to look like. Write a caption underneath.



Caption



English – Lesson 4

1. Underline the subordinate clause in the sentence below.

- a) Even though he had little patience, Robert enjoyed chess.
- b) Polly’s hockey skills were good although she had not been playing for long.
- c) They finished the walk, which seemed never-ending

2. Complete the sentence by adding a subordinate clause to follow the main clause? The first one has been done for you.

Main clause	Subordinate clause
The creature fell asleep	after he had eaten his tea.
The Dreaming Chupacabra like to play pranks	
These creatures are vegetarian	
Its razor-sharp claws are trowels	

Subordinating conjunctions	
Although	Even though
As	Whereas
After	In addition
Because	Until
Before	When
Since	While
Whilst	Despite

These are the words that you are trying to learn this week:

invention
discussion
hesitation
permission
musician
magician

3. Extend these sentences by adding a subordinate clause to the beginning. The first one has been done for you.

- a) After the tourists had left, the Dreaming Chupacabra ate his supper.
- b) _____, the Dreaming Chupacabra teased the tourists.
- c) _____, the creatures never venture up into the trees.

4. Finish off the sentences by adding more detail to these subordinate clauses:

- a) Because they have impeccable hearing like bats, _____.
- b) Although they are small in height, _____.
- c) Before the Dreaming Chupacabra eats supper, _____.



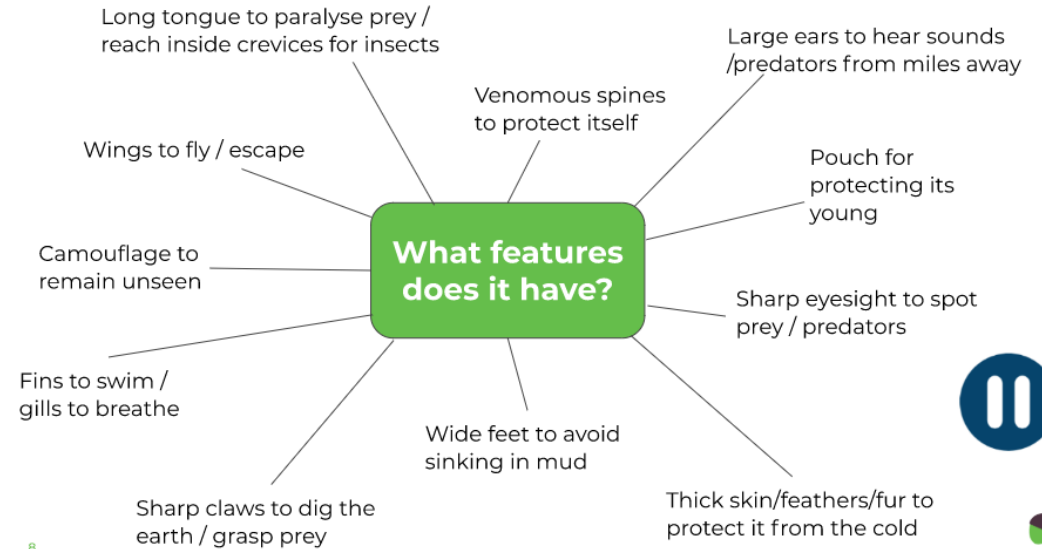
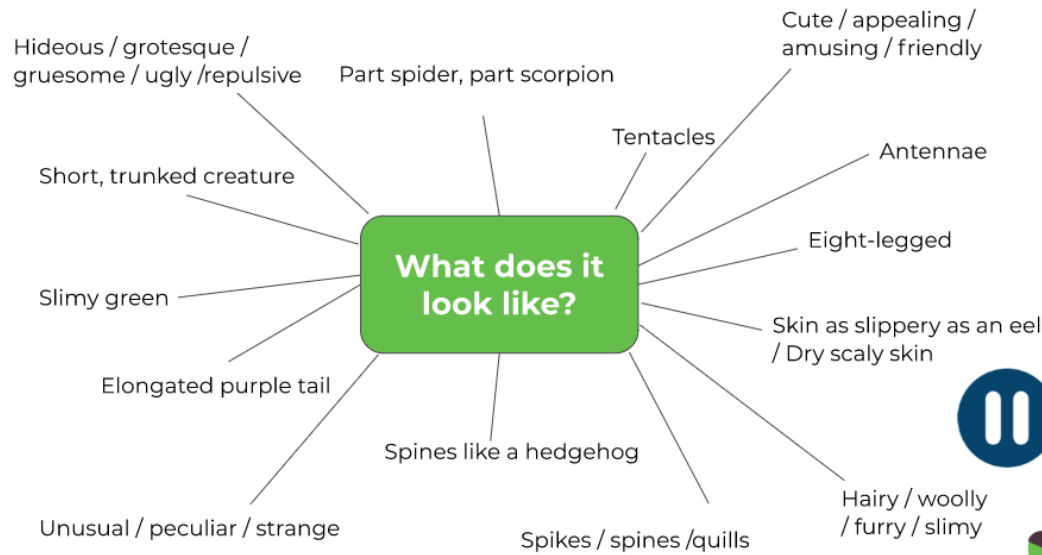
English – Lesson 5

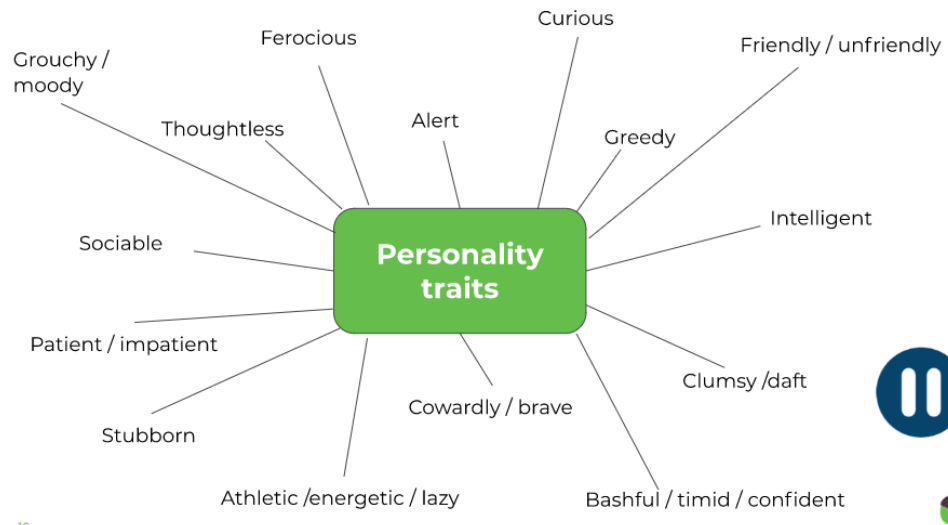


Your task is to write your own character description.

You need to think about what your creature might look like; where it lives; what features it might have; what it eats and any personality traits it may have.

Let's plan some ideas together...





VOCABULARY you could use:



lurking	prefer	mischievous
skin	agile	monotonous
creature	nocturnal	slender
protect	venture	surroundings
protrude	outlandish	dangerous
impeccable	adapted	innocent
sporadic	predator	hunt
reveal	prey	curious

WAGOLL

Opening with a verb to add more detail to my creature

Use of parentheses to add further details

Subordinating conjunction leading to a subordinate clause adding detail

Chosen habitat of where it can be found

Alliteration

Expanded noun phrases to describe its appearance

Remember to include the skills that you learnt last week. You should include a range of fronted adverbials!

Skulking at the bottom of the **garden** - amongst the weeds and dense, untidy bushes - lives the **Timber Trackers**. At at meer 20cm tall, these diminutive creatures are not easy to spot! **Due to** their **dry, green skin** and slender bodies, they easily blend in with their overgrown surroundings.





Reading Texts

Lesson 1 & 2

The Dreaming Chupacabra

Lurking upon the misty moors, obscured by tooth-shaped boulders, lives the Dreaming Chupacabra. Standing at only 3 feet tall, at a distance it is often mistaken for a child but up close its steel-grey, wart-ridden skin leaves no doubt. Due to its allergy to sunlight, these creatures are nocturnal and prefer to sleep during the day and for some periods in the summer they can sleep for up to 15 hours. Because of its thick, rubbery hide, the creature is well protected against the cold and prefers cool, damp temperatures.



Round, saucer eyes stare unblinkingly whilst pointed ears protrude from the top of its head. They have impeccable hearing like bats and they can listen for a range of 1 mile in any direction. Upon its head, wisps of matted hair grow in sporadic clumps which look like tufts of grass and reveal patches of pale, peeling skin. Some have pug noses; others have ugly snouts that hook round towards their hairy chins. Thin lips open into a wide toothless smile from which a black tongue resides. Bony shoulders lead into long, dangling arms that fall past its knobbly knees.



Although small in height, this agile creature can run very fast (up to 20mph) for extended periods of time ; it is particularly good at moving swiftly over marshes and bog-mosses due to its wide, splayed feet. Its razor-sharp claws are trowels which they use in order to burrow into hillsides, creating vast warrens underground, allowing them to move about the moorland easily.

Preferring to live in groups, they carry each other if they get tired and protect their young inside a small pouch. Because they are afraid of heights, they will never venture up into the trees so they prefer to have their flat feet on the ground. Even though these creatures look quite outlandish, they are not harmful to humans and due to their lack of teeth, they are strictly vegetarian. Surprisingly, they gain sufficient nutrients from sucking the moisture from plants such as lush ferns and arum lilies.

Often quite mischievous, these creatures like to play pranks in order to entertain themselves and they particularly enjoy teasing unsuspecting tourists - the younger and more innocent the better! From blocking countryside footpaths to making rustling sounds in the hedgerows, they feed off a human's nervous energy. Watching lost, frustrated families try to navigate their way through the monotonous moorlands offers them hours of endless entertainment.



The Dreaming Chupacabra



Lurking upon the misty moors, obscured by tooth-shaped boulders, lives the Dreaming Chupacabra. Standing at only 3 feet tall, at a distance it is often mistaken for a child but up close its steel-grey, wart-ridden skin leaves no doubt. Due to its allergy to sunlight, these creatures are nocturnal and prefer to sleep during the day and for some periods in the summer they can sleep for up to 15 hours. Because of its thick, rubbery hide, the creature is well protected against the cold and prefers cool, damp temperatures.

Round, saucer eyes stare unblinkingly whilst pointed ears protrude from the top of its head. They have impeccable hearing like bats and they can listen for a range of 1 mile in any direction. Upon its head, wisps of matted hair grow in sporadic clumps which look like tufts of grass and reveal patches of pale, peeling skin. Some have pug noses; others have ugly snouts that hook round towards their hairy chins. Thin lips open into a wide toothless smile from which a black tongue resides. Bony shoulders lead into long, dangling arms that fall past its knobby knees.

Although small in height, this agile creature can run very fast (up to 20mph) for extended periods of time; it is particularly good at moving swiftly over marshes and bog-mosses due to its wide, splayed feet. Its razor-sharp claws are trowels which they use in order to burrow into hillsides, creating vast warrens underground, allowing them to move about the moorland easily.

Preferring to live in groups, they carry each other if they get tired and protect their young inside a small pouch. Because they are afraid of heights, they will never venture up into the trees so they prefer to have their flat feet on the ground. Even though these creatures look quite outlandish, they are not harmful to humans and due to their lack of teeth, they are strictly vegetarian. Surprisingly, they gain sufficient nutrients from sucking the moisture from plants such as lush ferns and arum lilies.



Often quite mischievous, these creatures like to play pranks in order to entertain themselves and they particularly enjoy teasing unsuspecting tourists - the younger and more innocent the better! From blocking countryside footpaths to making rustling sounds in the hedgerows, they feed off a human's nervous energy. Watching lost, frustrated families try to navigate their way through the monotonous moorlands offers them hours of endless entertainment.

Answers

Maths Lesson 1

Addition of 3 and 4 digit numbers

1	13859	9	10350
2	9779	10	12808
3	7400	11	9548
4	18197	12	10163
5	6388	13	9879
6	7987	14	8729
7	6678	15	6762
8	10108	16	4699

Sasha is not correct because she can use 7 for the thousands column and the 5 for the hundred column. Finally, she needs a 1 for the ones (units) column. $7237 + 2511 = 9748$

Maths Lesson 2

1)

- a) $5142 - 4085 = 1057$
- b) $9756 - 5873 = 3883$
- c) $8291 - 6534 = 1757$
- d) $7352 - 4867 = 2485$
- e) $5063 - 3258 = 1805$

2)

- a) $2371 - 1938 = 433 > 1287 - 1038 = 249$
- b) $5738 - 3474 = 2264 = 6246 - 3982 = 2264$
- c) $6084 - 2969 = 3115 < 7114 - 3998 = 3116$

- 3) $744 + 453 = 1197$
 $4573 - 1197 = 1805$

1)

- a) The first calculation is wrong; the correct answer is 3645. The second and third are correct. The final calculation is wrong; the answer should be 1779.
- b) Where the digit in the top number (minuend) is smaller than the corresponding digit in the bottom number (subtrahend), he has just subtracted the smaller digit from the larger, instead of exchanging.
- c) If the digit in the top number (minuend) is smaller than the corresponding digit in the bottom number (subtrahend), he needs to exchange from the column to the left. For example, if he had to calculate 2 ones subtract 4 ones, he would need to exchange a ten from the tens column on the left. Then, he would have 12 ones and could subtract 4 ones. He must remember, when he comes to subtract the tens, that he will have 1 less ten now and he may, in some cases, need to exchange from the hundreds column.
- d) He is wrong. There may be subtraction calculations where only one exchange is necessary. However, depending on the size of the digits in each column, it may be necessary to have more than one exchange. It may even be necessary to have exchanges in three consecutive columns when subtracting a 4-digit number from a 4-digit number. For example, $5463 - 4585$ would require three exchanges.





Maths Lesson 3

Question 1 a): $7,646 - 4 = 7,642$

b): $7,646 - 40 = 7,606$

c): $7,646 - 400 = 7,246$

d): $7,646 - 4,000 = 3,646$

Question 2 a): $8,888 - 500 = 8,388$

b): $8,888 - 5 = 8,883$

c): $3,888 = 8,888 - 5,000$

d): $8,838 = 8,888 - 50$ Question

3 a): 6,869 points Question 3

3b. There are many solutions for this question! The star and the bubble need to lead to a score above 10.

Maths Lesson 4

Visitor Numbers to the Ferris Wheel:

Monday	435	
Tuesday	674	1341
Wednesday	232	

What was the total amount of visitors to the Ferris Wheel?

The amazing 'Adventure' show lasts 34 minutes.
I can only watch 18 minutes of the show before I have to leave to go back to the coach. 16

How much of the show am I missing?

6394 people visited the dodgems this month.
This was 1443 more than last month. 4951

How many people visited the dodgems last month?

The 'Super Drago' roller coaster ride lasts 175 seconds.
The 'Magnificent Minotaur' roller coaster ride lasts 395 seconds. 220

How many more seconds longer is the ride on the Magnificent Minotaur than the 'Super Drago'?

The log flume holds 2453 litres of water.
Unfortunately, the ride had to close due to a leak.
So far, it has leaked 646 litres of water. 1807

How many litres of water are still left on the ride?



Maths Lesson 5

Challenge 1 - 8 strawberries



Challenge 2 - 47p

Challenge 3 - 11 cards

Challenge 4 - 2 jugs and 6 buckets, 6 jugs and 3 buckets, or 10 jugs

Challenge 5 - 120 degrees